
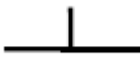



Rule 1

ب ت ث ن ي

End / by it self	Middle of the word	Beginning of the word
 <p>or</p>		
<p>ب ت ث Has the same shape , and the dot makes the difference</p>	<p>These five letters has the same shape of the letter in the beginning and the middle of the word, the dot(s) is what makes difference.</p>	
<p>ن ن &amp; ي ي Both has their own shape here</p>	<p>ب ت ث ن ي   ب ت ث ن ي</p>	

Rule 2



We join these letters only from the right side, but not from the left side.


 ا
 
 و ر ز د ن

### Rule 3

All the other letters when joining

( Beginning and middle):

1. Put the needed lines (hands) to join ,
2. Keep above the line and
3. Erase under the line
4. Make the letter even with the line; like :



5. Except ك , ه



(End of the word)

Save the letter shape with adding only the right hand (joining line).

ك -- ك ك ك	ط -- ط ط ط	س -- س س س	ج -- ج ج ج
ل -- ل ل ل	ظ -- ظ ظ ظ	ش -- ش ش ش	ح -- ح ح ح
م -- م م م	ف -- ف ف ف	ص -- ص ص ص	خ -- خ خ خ
ق -- ق ق ق	ض -- ض ض ض	ع -- ع ع ع	غ -- غ غ غ

### Rule 4

ه & ة How to write the word correctly

Add tanween to the end of the word, then it will be clear to you whether It's ة,

or ه

Example: ( كُلهُ means all) ( مَدْرَسَةٌ means school)